




Executive Obelisk

Part #	Width	Height	Depth	Engravable Area
268EO1	3"	8"	3"	Top: 1 1/4" x 2 1/2" Bottom: 2 3/8" x 1 3/4"
268EO2	3"	10"	3"	Top: 1 1/4" x 4" Bottom: 2 3/8" x 1 3/4"
268EO3	3 1/4"	12 1/2"	3 1/4"	Top: 1 1/4" x 5" Bottom: 2 1/2" x 2"



NEW



NEW

Pacific


Part #	Width	Height	Depth	Engravable Area
269P1	7"	9 3/4"	2 1/2"	3 1/2" x 4 1/4"



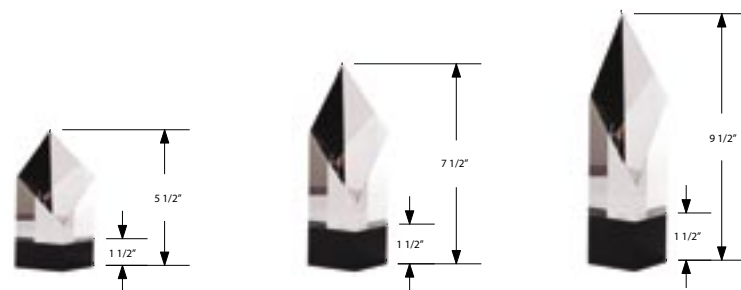
NEW

Atlantic

Part #	Width	Height	Depth	Engravable Area
269A1	6"	9 3/4"	2 1/2"	2 1/4" x 5"



NEW



Executive Diamond Pillar

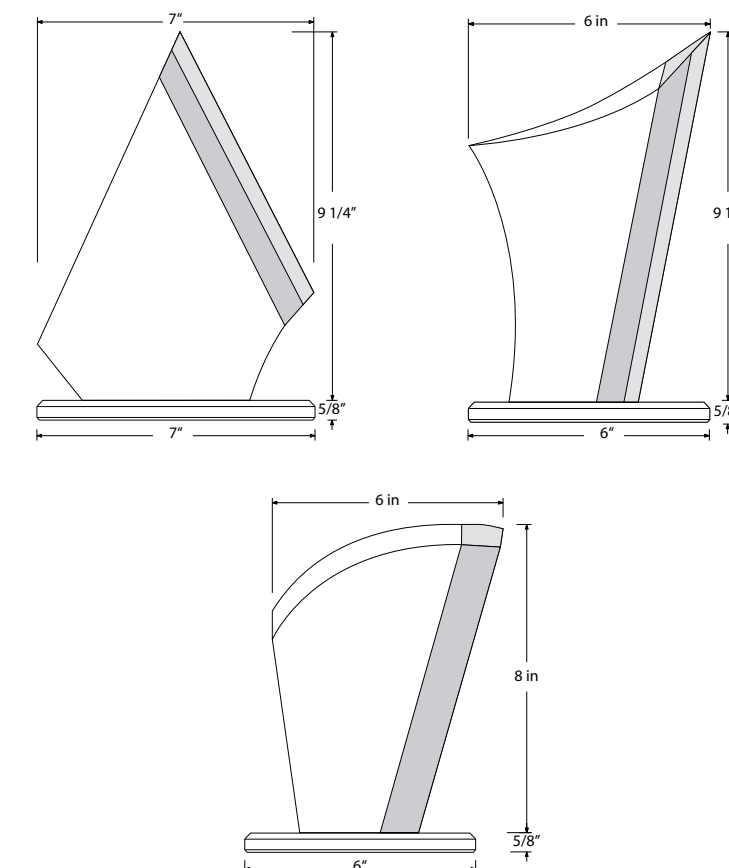
Part #	Width	Height	Depth	Engravable Area
268DP1	2 1/4"	5 1/2"	2 1/2"	Top: 1 1/4" X 1 1/2" Bottom: 2" X 1 1/4"
268DP2	2 1/4"	7 1/2"	2 1/4"	Top: 1 1/2" X 1 1/2" Bottom: 2" X 1 1/4"
268DP3	2 1/4"	9 1/2"	2 1/4"	Top: 2" X 2" Bottom: 2" X 1 1/4"



NEW

Caribbean

Part #	Width	Height	Depth	Engravable Area
269C1	6"	8 1/2"	2 1/2"	2 3/4" x 3 3/4"





Optical Iceberg 1

Part #	Width	Height	Thick	Engravable Area
26IC1	5 1/2"	6 1/2"	1"	3" x 4"



Optical Iceberg 2

Part #	Width	Height	Thick	Engravable Area
26IC2	7"	5"	1"	4" x 3"



Optical Iceberg 3

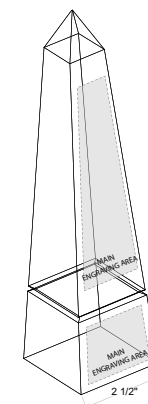
Part #	Width	Height	Thick	Engravable Area
26IC3	4 3/4"	4 1/2"	1"	2 1/2" x 2 1/2"

Molded glass awards are shaped in a mold from molten glass. These awards offer an excellent economic alternative for price sensitive projects. **All of Optical Crystal Icebergs come in an elegant gift box.**



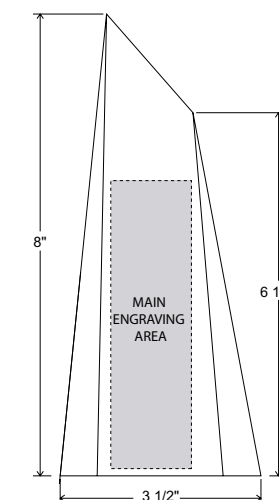
Obelisk Grooved

Part #	Width	Height	Depth	Engravable Area
26OG1	2 1/2"	8"	2 1/2"	Top: 1 1/4" x 2 1/2" Bottom: 1 3/4" x 1 1/2"
26OG2	2 1/2"	10"	2 1/2"	top: 1 1/4" x 4" bottom: 1 3/4" x 1 1/2"
26OG3	2 1/2"	12"	2 1/2"	top: 1 1/4" x 5" bottom: 2" x 1 3/4"



Beacon

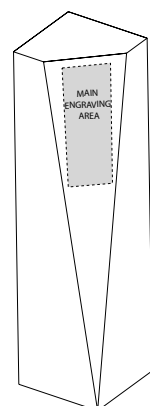
Part #	Width	Height	Depth	Engravable Area
26BE1	3 1/2"	8"	1 3/4"	1 1/2" X 5"





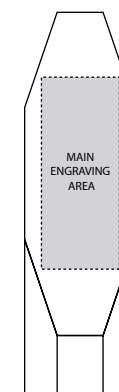
Excellence

Part#	Width	Height	Depth	Engravable Area
26EX1	2 3/4"	6"	2"	1" X 2"
26EX2	2 3/4"	8"	2"	1 1/4" X 2 1/2"
26EX3	2 3/4"	10"	2"	1 1/4" X 3 1/2"



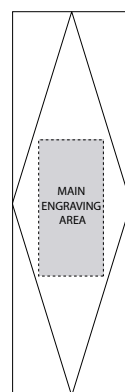
Octagon Tower

Part#	Width	Height	Depth	Engravable Area
26OT1	1 1/2"	4"	1 1/2"	1 1/4" X 1 1/4"
26OT2	2 1/8"	6"	2 1/8"	1 3/4" X 2 1/2"
26OT3	2 3/8"	8"	2 3/8"	2" X 3"



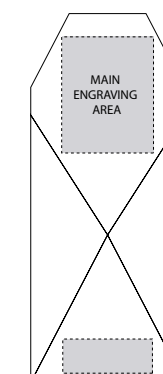
Corporate Award

Part#	Width	Height	Depth	Engravable Area
26CA1	2 1/2"	8"	2 1/2"	1 1/2" X 2 1/2"
26CA2	2 1/2"	10"	2 1/2"	1 1/2" X 3 1/4"
26CA3	2 3/4"	12"	2 3/4"	1 1/2" X 4"



Monument Tower

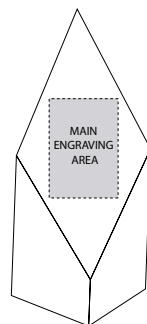
Part #	Width	Height	Depth	Engravable Area
26MT1	3"	5"	3"	Top: 2" X 2" Bottom: 1 3/4" x 1 1/2"
26MT2	3"	6"	3"	top: 2" X 2" bottom: 1 1/4" X 1 1/4"
26MT3	3"	7"	3"	top: 2" X 2" bottom: 1" X 2"





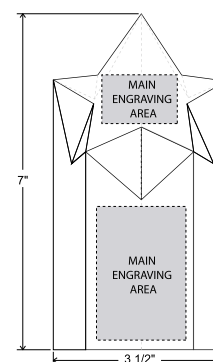
Diamond Pillar

Part#	Width	Height	Depth	Engravable Area
26DP1	2"	4"	2"	1 1/4" X 1 1/2"
26DP2	2"	6"	2"	1 1/2" X 1 1/2"
26DP3	2 1/4"	8"	2 1/4"	2" X 2"



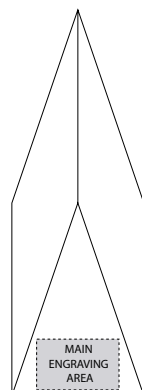
Star Tower

Part #	Width	Height	Depth	Engravable Area
26STM	3 1/2"	7"	2 1/4"	top section: 1 1/8" X 1 1/8" bottom section: 1 1/2" x 2 1/4"



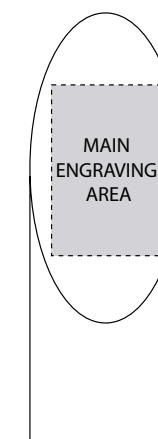
Visions

Part#	Width	Height	Depth	Engravable Area
26V1	2 5/8"	6"	2 5/8"	1 1/2" X 1 1/2"
26V2	2 5/8"	8"	2 5/8"	1 1/2" X 2"
26V3	2 5/8"	10"	2 5/8"	1 1/2" X 2"



Cylinder

Part #	Width	Height	Depth	Engravable Area
26CY1	1 3/8"	3 1/4"	1 3/8"	1" X 1 1/2"
26CY2	1 3/4"	5"	1 3/4"	1 1/4" X 2"
26CY3	2 3/8"	7"	2 3/8"	1 3/4" X 2 1/4"





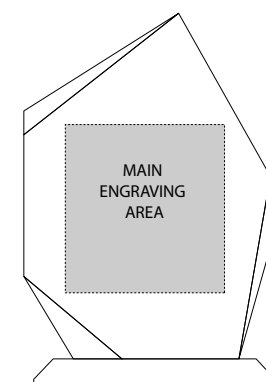
Spotlight

Part#	Width	Height	Depth	Engravable Area
26SP1	2 1/2"	6"	2 1/2"	1 3/4" X 2 1/2"
26SP2	3"	8"	3"	2 1/4" X 2 1/2"



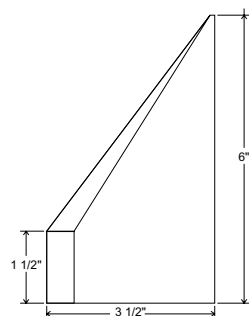
Optical Summit

Part#	Width	Height	Thick	Engravable Area	Mitered Base
					Dimensions
26SU1	4"	6"	3/4"	3" X 3"	3" x 4" x 3/4" Thick
26SU2	6"	8"	3/4"	3 1/2" X 4"	3" x 6" x 3/4" Thick
26SU3	7 1/2"	10"	3/4"	4 1/2" X 5"	3" x 7" x 3/4" Thick



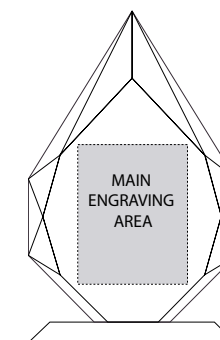
Apex

Part #	Width	Height	Depth	Engravable Area
26AP1	3 1/2"	6"	3 1/2"	top section: 1 1/8" X 1 1/8" bottom section: 1 1/2" x 2 1/4"



Arrowhead

Part#	Width	Height	Thick	Engravable Area	Mitered Base
					Dimensions
26AR1	4"	6"	3/4"	2" X 2"	3" x 4" x 3/4" Thick
26AR2	5"	7"	3/4"	2" X 3"	3" x 5" x 3/4" Thick
26AR3	6"	9"	3/4"	3" X 4"	3" x 6" x 3/4" Thick

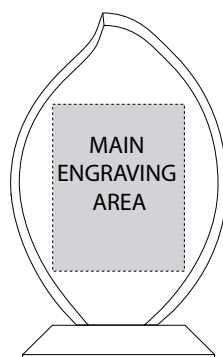




*Base attached

Optical Flame

Part#	Width	Height	Thick	Engravable Area	Base
26FL1	4 1/2"	6 1/2"	3/4"	2 1/2" X 3"	3" x 4" x 3/4"
26FL2	5 1/2"	7 1/2"	3/4"	3" X 4"	3" x 5" x 3/4"
26FL3	6 1/2"	8 3/4"	3/4"	4" X 4 1/2"	3" x 5 1/2" x 3/4"

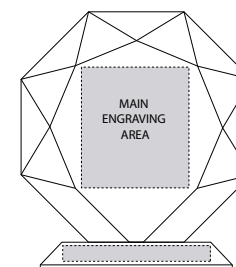


Gem Cut Octagon

Part#	Width	Height	Depth	Engravable Area
26OC1	6"	6"	3/4"	Octagon 3" x 4"
Base	5"	3/4"	3"	4" x 5/8"

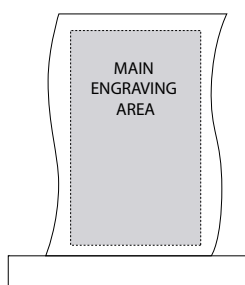


*Base attached



Cascade

Part#	Width	Height	Thick	Engravable Area	Base
26CC1	5"	7"	1/2"	3" X 5"	3" X 5 1/2" X 1"
26CC2	5 3/4"	8"	1/2"	3 1/2" X 7"	3" X 7" X 1"



*Base attached

Victory Award

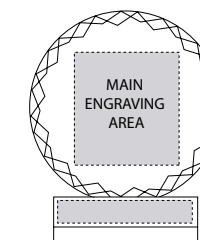
Part#	Width	Height	Depth	Engravable Area
26VA1	4"	4"	5/8"	2" X 2"
26VA2	4 3/4"	4 3/4"	3/4"	2 1/2" X 2 1/2"
26VA3	6"	6"	1"	3 1/2" X 3 1/2"

Base

Dimensions	Engravable Area
3" x 2 1/8" x 1"	2 1/2" x 3/4"
3 3/4" x 2 3/8" x 1 1/4"	3 1/2" x 7/8"
4 1/2" x 2 3/4" x 1 1/4"	4 1/4" x 7/8"



*Base attached





Globe In Hand

Part#	Width	Height	Engravable Area
26GH1	2 1/2" Globe	4 1/2"	5/8" x 1 1/4"
26GH2	3" Globe	6 1/4"	1" x 1 1/2"
26GH3	3 5/8" Globe	8"	1 1/4" x 2"

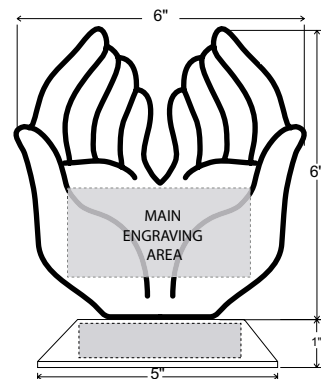


Polished Book

Part#	Width	Height	Thick	Engravable Area
26PB1	4"	5"	1 1/2"	3" X 4"
26PB2	5"	6 1/2"	1 1/2"	4" X 5"

Praying Hands (Deep Etched)

Part #	Width	Height	Depth	Engravable Area
26PH1	6"	6"	1"	Hands: 4" x 1 3/4" Base: 3" x 3/4"



International Award

Part#	Width	Height	Thick	Engravable Area
26IA1	4"	6"	1 1/8"	3" x 2"



NEW



Royal Business Card Holder

Part#	Width	Height	Depth	Engravable Area
26RB1	4 1/2"	2 1/2"	1 1/2"	3 1/4" X 1 1/8"

NEW



Tapered Heart

Part#	Length	Width	Height	Engravable Area
26TH1	4"	4"	1"	3 1/4" x 2"

NEW



Dome

Part#	Diameter	Engravable Area
26DO1	4"	4" Circle



Star

Part#	Width	Height	Thick	Engravable Area
26ST1	4"	4"	3/4"	1 1/4" x 1 1/4"

NEW



Royal Bud Vase

Part #	Width	Height	Thick	Engravable Area
26RV1	6"	4"	1 1/2"	5" x 3 1/2"

NEW



Princess Bud Vase

Part #	Width	Height	Thick	Engravable Area
26PV1	6"	4"	1 1/2"	5" x 3 1/2"

NEW



Bud Vase

Part #	Width	Height	Thick	Engravable Area
26BV1	2 1/2"	4"	1 1/2"	2" x 3 1/2"

NEW



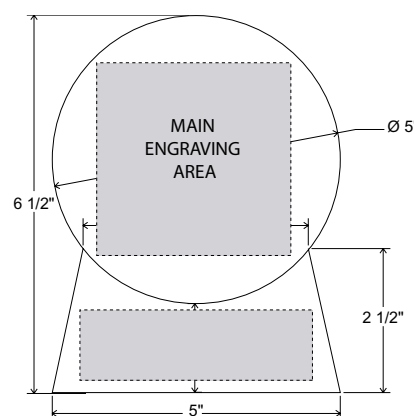
These elegant Bud Vases are made of the finest optical crystal and are ready for your personalization. **Gift Box Included.**

These beautiful bud vases come in an elegant gift box.



Gemini

Part #	Width	Height	Thick	Engravable Area
26GE1	5" Diameter	1/2"		3 1/2" x 3 1/2"
Base	5"	2 1/2"	2"	3 1/2" x 1"



NEW

Arch Top

Part #	Width	Height	Thick	Engr. Area	Base
267A1	5"	7"	1/2"	4 1/2" x 6"	6 1/2" x 2" x 1"



NEW

House

Part #	Width	Height	Thick	Engr. Area	Base
267H1	6"	7"	1/2"	3 1/2" X 5"	7 1/2" x 2" x 1"



Mounted Beveled Cube

Part#	Width	Height	Engravable Area
26MCBS	2"	2"	1" X 1"
26MCBM	2 3/8"	2 3/8"	1 1/4" X 1 1/4"
26MCBL	3"	3"	1 1/2" X 1 1/2"



Optical Diamond

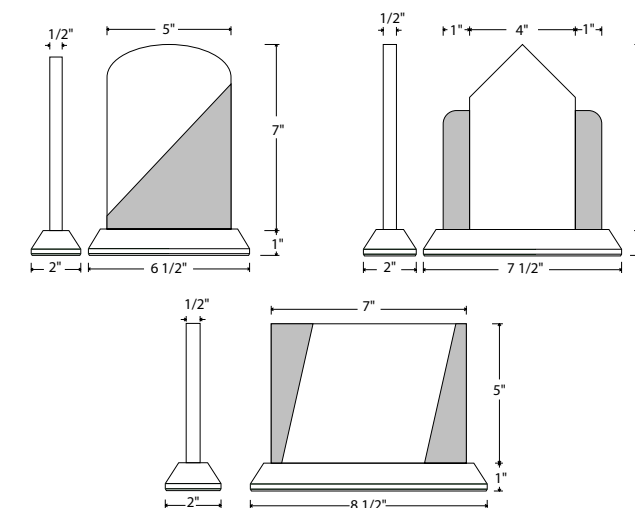
Part#	Diameter	Depth	Engravable Area
26DI1	2 3/8"	1 1/4"	1" X 1"
26DI2	3 1/8"	1 3/4"	1 1/2" X 1 1/2"
26DI3	4"	2 1/4"	2" X 2"



NEW

Rectangle

Part #	Width	Height	Thick	Engr. Area	Base
267R1	7"	5"	1/2"	6 1/2" X 4 1/2"	8 1/2" X 2" X 1"



These beautiful Marble/Optical Crystal awards come in an elegant gift box.



Gem Cut Round (Flat Bottom)

Part#	Width	Thick	Engravable Area
26GRFS	3 1/2"	3/4"	1 3/4" X 1 3/4"
26GRFL	4"	3/4"	2" X 2"



Gem Cut Oval (Flat Bottom)

Part#	Width	Length	Thick	Engravable Area
26GOF	2 3/4"	4"	3/4"	2" x 1 1/4"



Optical Key

Part#	Width	Height	Thick	Engravable Area
26KE1	6"	3"	3/4"	1" x 5"




Globe On Base

Part#	Diameter	Base	Engravable Area
26GL1	2 1/4"	1 3/8" Cube	1" x 1"
26GL2	3"	1 3/4" Cube	1 1/4" x 1 1/4"
26GL3	4"	2 1/8" Cube	1 1/2" x 1 1/2"



Gem Cut Round

Part#	Width	Thick	Engravable Area
26GR1	3 1/2"	3/4"	2" X 2"



Gem Cut Oval

Part#	Width	Length	Thick	Engravable Area
26GO1	2 3/4"	4"	3/4"	2" x 1 1/4"



Gem Cut Rectangle

Part#	Width	Length	Thick	Engravable Area
26RE1	2 3/4"	4"	3/4"	3" X 1 3/4"



Gem Cut Award

Part#	Diameter	Height	Engravable Area
26GC01	3"	2"	1 1/2" X 1 1/2"



Use our marble bases to accentuate our brilliant Optical Crystal Awards.
See our marble section for details on marble bases.
Marble Bases Sold Separately.

CUSTOM OPTICAL



Custom Optical Crystal is our specialty. Our design team will work closely with your staff to fulfill all of your custom design and fabrication needs.

Marble Awards





Grooved Obelisk

Part#	Width	Depth	Height	Engravable Area
27GO1	4"	4"	8"	Top: 1 3/4" x 3" Bottom: 3" x 1 1/4"
27GO2	4"	4"	10"	Top: 1 3/4" x 3 1/2" Bottom: 3" x 1 1/2"
27GO3	4"	4"	12"	Top: 1 3/4" x 3 1/2" Bottom: 3" x 2"



Premium Golfer

Part#	Width	Depth	Height	Engravable Area
27PG1	3 1/2"	3 1/2"	8"	3" X 2"



Wedge

Part#	Width	Depth	Height	Engravable Area
27WE1	3"	3"	6"	Top: 2 1/2" x 4" Bottom: 2 1/2" x 1 3/4"
27WE2	3"	3"	8"	Top: 2 1/2" x 5" Bottom: 2 1/2" x 2"
27WE3	3"	3"	10"	Top: 2 1/2" x 6 1/2" Bottom: 2 1/2" x 2 1/2"



Roman Column

Part#	Width	Depth	Height	Engravable Area
27RC1	4"	4"	6"	2" X 3 1/2"



Golf Driver

Part#	Width	Depth	Height	Engravable Area
27GD1	4 1/2"	2 3/4"	3 1/2"	2 1/2" X 1 1/4"




Book

Part#	Width	Depth	Height	Engravable Area
27BO1	5"	2"	7"	3 1/2" X 6"

3/8" Plaques

Part#	Width	Length
27MP1	7"	9"
27MP2	8"	10"
27MP3	9"	12"
27MP4	11"	14"



Square Bases

Part#	Width	Length	Thick
27404	4"	4"	3/4"
2745	4 1/2"	4 1/2"	3/4"
27405	5"	5"	3/4"
2755	5 1/2"	5 1/2"	3/4"

Oval Bases

Part#	Width	Length	Thick
27434	3"	4"	3/4"
27435	3"	5"	3/4"
27436	3"	6"	3/4"
27437	3"	7"	3/4"
27438	3"	8"	3/4"
27439	3"	9"	3/4"



Square Pedestal

Part#	Width	Depth	Height	Top Area	Engravable Area
27SB1	3"	3"	2 1/2"	2" x 2"	2" x 1 1/4"
27SB2	4"	4"	2 1/2"	3" x 3"	3" x 1 1/4"
27SB3	5"	5"	2 1/2"	4" x 4"	4" x 1 1/4"



Business Card Holder

Part#	Width	Depth	Height
27BC1	5"	2"	2"



Optical Crystal Business Card Holder available. See optical section for more details.



Coaster Set

Part#	Width	Depth	Height	Engravable Area
27CS1	4"	4"	2 1/2"	2 1/2" X 2 1/2"

Apples



Lacquered Red Marble Apple

Part#	Diameter	Height	Engravable Area
27AP1	3"	3 1/2"	Irregular



Dyed Red Marble Apple

Part#	Diameter	Height	Engravable Area
27AP2	3"	3 1/2"	Irregular



Clear Glass Apple

Part#	Diameter	Height	Engravable Area
AP01	3"	3"	Irregular



Round Paperweight (With Insert)

Part#	Diameter	Height	Engravable Area
PW01	2 1/2"	1"	1 5/8" X 1 5/8"



Accessories & Presentation Boxes

Skin package system




The industries best packing system. All of our heavy glass shapes are skin packed using a 10 mil plastic film over a 250 lbs. corrugated board. This form fitting methods along with custom designed cartons makes it nearly impossible to damage these glass parts during shipping or storage in your warehouse. Note: A razor blade may be used to cut around the glass part, when removed from the board the plastic film can remain attached to the glass and be used as masking for the back side of the part.

Presentation Boxes



These elegant presentation boxes offer a new concept in award presentation. Manufactured to our specifications these die cut boxes beautifully frame your finished jade and crystal clear awards. These innovative boxes offer a perfect combination of elegance and practicality. Shipped to you flat they are easily folded around your finished award in seconds.



Plaque Stands and Rubber Bumpons



U.V. Exposing Lamp and Glue
 • Ultra-violet gluing system for gluing glass to glass and glass to marble.